SNACK AND DRIED FOOD

Snack and dried food packs specified for texture, reclose and shelf

Stand-up pouches, flat-bottom bags, portion packs and roll stock film for chips, nuts, bars, dried fruit, granola and dry goods, with moisture barrier, windows and zippers reviewed per product.

Stand-up | Flat-bottom | 3-side seal | Roll stock | Fin seal | Kraft paper | Shaped | Twin

Custom pouches, bags and roll stock film for food, beverage, pet and personal-care brands, made in our own factory. Trusted partner factories cover structures and processes outside our range, so you keep one supplier and one team from brief to delivery.



neat-packaging.com/products/snack-packaging

susan@neat-packaging.com

© 2026 NIAITE (Neat Packaging)

What snacks and dried food need

Fried snacks and nuts usually need high-barrier films against rancidity, while dried fruit and granola may tolerate lighter structures. Start from what your product is sensitive to.

01

Moisture and crunch

Crisp products lose crunch when the film's moisture barrier is too low, and a structure that looks fine in the lab can fail in humid warehouse storage.

WHAT WE REVIEW

A moisture barrier matched to the real distribution climate.

02

Windows that show the product

A window lets shoppers see color, texture and fill level. Its size and position are reviewed with artwork panels, barcode clearance, seal margin and the product's barrier needs.

WHAT WE REVIEW

The window planned together with the barrier target, not after artwork.

03

Zippers and reclose

A zipper adds a second path for oxygen along the zipper track, and zippers that pass a first check can lose grip after repeated reopening.

WHAT WE REVIEW

Zipper type and reseal performance, reviewed on pre-production samples.

04

Oil and seasoning

Oily or seasoned snacks can cause delamination when grease migrates between film layers, leaving spotting on the print or peeling corners.

WHAT WE REVIEW

Grease resistance reviewed against your actual recipe.

Helpful for a first answer

If you already have specifications, include them. If not, we'll recommend them based on our past projects and industry standards.

1. Snack type and fill weight
2. Pouch format
3. Order quantity and annual forecast
4. Barrier or nitrogen flush target
5. Artwork status
6. Destination market and documentation

© 2026 NIAITE (Neat Packaging)

Recommended formats

These 8 formats cover most snack and dried food projects. Sizes are set from your fill weight, product density and filling line.



Stand-up pouches

Nuts, trail mix, granola and dried fruit where shelf presence, a zipper and a window matter.

ADD-ONS Reclosable zipper, Tear notch, Hang hole, Clear window

STARTING SIZES **100 g (3.5 oz)** 120 × 200 mm (4.7 × 7.9 in) + 70 mm (2.8 in) bottom gusset · **200 g (7.1 oz)** 150 × 230 mm (5.9 × 9.1 in) + 80 mm (3.1 in) bottom gusset Typical starting points; final size confirmed by sample.

DIGITAL MOQ **1,000 pouches per order** · 100 per design

neat-packaging.com/products/stand-up-pouch



Flat-bottom / box pouches

Dry goods, cereals and larger snack packs that need an upright, box-like shelf face.

ADD-ONS Reclosable zipper, Clear window

DIGITAL MOQ **1,000 pouches per order** · 1,000 per design

neat-packaging.com/products/flat-bottom-pouch



3-side seal flat pouches

Single-serve portion packs and samples with an easy-open tear notch.

ADD-ONS Tear notch, Laser score, Hang hole, Clear window, Reclosable zipper

DIGITAL MOQ **1,000 pouches per order** · 100 per design

neat-packaging.com/products/3-side-seal-pouch



Roll stock film

Pillow bags and flow-wrap packs formed on high-speed VFFS, HFFS or flow-wrap lines.

MOQ **Project-specific MOQ** · Confirm after structure review

neat-packaging.com/products/rewind-film

© 2026 NIAITE (Neat Packaging)



Fin seal pouches

Snack bars, biscuits and bakery items in pillow or flow-wrap packs, with fin or lap back seal checked against the forming set.

ADD-ONS Tear notch, Laser score

MOQ **Project-specific MOQ** · Confirm after structure review

neat-packaging.com/products/fin-seal-pouch



Kraft paper pouches

Granola, dried fruit, seeds and dry snacks with a natural paper look; a window shows the product.

ADD-ONS Reclosable zipper, Clear window, Tear notch

MOQ **Project-specific MOQ** · Confirm after structure review

neat-packaging.com/products/kraft-paper-pouch



Shaped / die-cut pouches

Confectionery, gummies and promotional snack packs where a custom silhouette and a hang hole help the pack stand out on display.

ADD-ONS Tear notch, Hang hole, Reclosable zipper, Clear window

MOQ **Project-specific MOQ** · Confirm after structure review

neat-packaging.com/products/shaped-pouch



Twin separable pouches

Paired portions such as nuts and dried fruit, or a snack and a dip, kept connected and separated along a tear line.

ADD-ONS Tear notch

MOQ **Project-specific MOQ** · Confirm after structure review

neat-packaging.com/products/twin-pouch

© 2026 NIAITE (Neat Packaging)

Materials and barrier

A pouch is a laminate: an outer print layer, a barrier layer where the product needs one, and a sealant layer that touches the product. The structure is chosen for the product, its shelf life and the filling line.



Outer print layer
PET, BOPP or kraft paper carries the print and finish.

Barrier layer
Metallized PET, aluminum foil or nylon, chosen for oxygen, moisture, light or puncture.

Sealant layer
PE or CPP forms the seals; RCPP for retort processing.

Standard barrier
Dry goods with modest shelf-life needs

Medium barrier
Aroma- and moisture-sensitive dry goods

High barrier
Products sensitive to oxygen, light or moisture, and heat-processed packs

STRUCTURE	BARRIER	BEST FOR	NOTES
PET / PE	Standard	Stand-up pouches and portion packs needing print durability, seal strength and zipper review	Clear print quality and reliable heat sealing are the main inputs.
PET / VMPET / PE	Medium	Chips, nuts, granola and aroma-sensitive snacks needing moisture and oxygen barrier review	Metallized layer for moisture, aroma and oxygen barrier review.
PET / AL / PE	High	Foil laminate for strict barrier targets and sensitive foods	Foil layers are not microwaveable and block in-line metal detection.
Kraft / AL / PE	High	Kraft appearance with a barrier lining for dry goods and natural-look shelf packs	Natural kraft look with a foil barrier lining.
Mono PE	Standard	Lower-impact review when the recovery stream, barrier target and filling process allow it	PE-based option where accepted by local recycling streams.

Barrier tiers are qualitative. OTR and WVTR (oxygen and water-vapor transmission rate) values depend on the final structure and thickness and are confirmed per project.

© 2026 NIAITE (Neat Packaging)

Add-ons and finishes

Features are matched to the format, the product and how the pack is opened, reclosed and displayed. Each is confirmed on the proof before production.

Reclosable zipper

Press-to-close, slider or front zipper, matched to the product and how the pack is reopened.

ON Stand-up, Flat-bottom, 3-side seal, Kraft paper, Shaped

Tear notch

Standard, V-type or dot notch placed where the user holds and opens the pack.

ON Stand-up, 3-side seal, Fin seal, Kraft paper, Shaped, Twin

Laser score

A cleaner, more controlled tear line for easy opening.

ON 3-side seal, Fin seal

Hang hole

Euro hole or round hole for peg display.

ON Stand-up, 3-side seal, Shaped

Clear window

Shows product color, texture or fill level; placement is reviewed against barrier needs.

ON Stand-up, Flat-bottom, 3-side seal, Kraft paper, Shaped

FINISHES BUYERS IN THIS CATEGORY ASK FOR



Matte

Low-glare, understated look that keeps small text easy to read.



Gloss

Bright, saturated color with strong shelf contrast.



Metallic look

Metallized film or foil layers showing through unprinted areas.



Kraft paper look

Natural paper outer layer with a barrier lining inside.

ARTWORK AND PROOFING

We supply the dieline for the agreed size and check your artwork against it before issuing a proof. Brand colors, white ink and finish are confirmed on the proof.

© 2026 NIAITE (Neat Packaging)

Start where your volume is

Minimum order quantities vary by pouch style, size, material structure, printing method and the number of artworks. The figures below are practical starting points rather than universal minimums. Final eligibility is confirmed after we review your pouch specification and artwork.

DIGITAL

Stand-up pouches

1,000 pouches per order

100 per design

DIGITAL

3-side seal flat pouches

1,000 pouches per order

100 per design

DIGITAL

Flat-bottom / box pouches

1,000 pouches per order

1,000 per design

GRAVURE

Formats with a digital MOQ

5,000 pouches per design

Printing plates quoted separately

Per order
The smallest total quantity for one order of that format.

Per design
The smallest quantity for each artwork within the order.

Project-specific
Set after the structure, size and add-ons are reviewed.

GRAVURE PRINTING, IN FULL

Gravure printing: 5,000 pouches per design for most pouch formats. Specialty formats (such as spout, retort and shaped pouches, and roll stock) are project-specific. Unit price includes machine setup and printing proofs; printing plates are quoted separately. Multiple designs may be gang-printed when size, material and schedule allow; confirmed per project.

Formats marked Project-specific MOQ stay project-specific for gravure as well.

SPECIALTY FORMATS AND FILM

Roll stock film · Fin seal pouches · Kraft paper pouches · Shaped / die-cut pouches · Twin separable pouches

Project-specific MOQ
Confirm after structure review

Setup and proofing costs may apply, especially for low-volume or multi-design orders. Every figure applies to the pouch format it is listed with, not to a whole category. Full MOQ guide: **neat-packaging.com/landing/low-moq-custom-pouches**

© 2026 NIAITE (Neat Packaging)

From brief to delivery

Eight steps with clear approval points. Nothing moves to volume until you have signed off the specification and artwork.

01 **Brief**
Tell us what you're packing and how it's sold. Fill weight, quantity, number of designs or a reference pack help if you have them.
Send what you have

02 **Quote**
We recommend the format, structure, print route and add-ons, and quote by quantity tier.
Confirm the specification

03 **Proof**
We place your artwork on the dieline; a proof confirms layout, text, colors and finish.
Approve the proof

04 **Sample**
Where the project needs it, a sample confirms size, fill and closure before volume. The route and any costs are confirmed first.
Check fit and fill

05 **Approval**
Final specification, artwork, quantity and trade term are confirmed in writing.
Sign off the order

06 **Production**
Printing, lamination and converting at the factory running your job.


Printing


Slitting


Bag making


Trimming

ON OUR PRODUCTION FLOOR

Track progress

07 **QC**
Checks follow the QC scope agreed for the project, for example print, dimensions, seals and add-ons.
Review the agreed checks

08 **Shipping**
Packed and shipped by sea, air or express on the agreed trade term, such as FOB, CIF or DDP where available.
Receive and inspect

Timelines depend on format, print route, quantity, approvals and shipping method, and are confirmed with each quotation.

© 2026 NIAITE (Neat Packaging)

Documentation and QC scope, agreed per project

We agree the documentation and QC scope with you before the order. It depends on your product, the material structure, the target market and the factory running your job.

DOCUMENTS YOU CAN REQUEST

Specification sheet
Format, size, material structure, thickness and add-ons as approved.

Material declarations
Food-contact declarations from material suppliers for the target market.

Migration test reports
Third-party lab reports where the market or product requires them.

QC checklist
The checkpoints, sampling level and acceptance sign-off agreed for the order.

Pre-shipment photos
Packed goods, labels and carton marks before dispatch.

Shipping documents
Commercial and transport documents for the agreed trade term.

Availability depends on the structure, the factory running your job and the target market, and is confirmed before the order.

TYPICAL QC CHECKPOINTS, SELECTED PER PROJECT

- ✓ Incoming material review
- ✓ Seal and package-integrity checks
- ✓ Packing, labels and quantities
- ✓ Printing and lamination checks
- ✓ Finished-pouch inspection
- ✓ Pre-shipment review

TESTS IN OUR OWN FACTORY

Permeation · Fold-crack · Formula-film compatibility

Run when the project calls for them; the test scope is agreed per project. Results describe the tested sample and imply no certification.

CLAIMS ON YOUR PACK

Food-contact, recyclable and compostable wording on your pack is reviewed against the documents available for the final structure and target market. This brochure carries no certification marks.

© 2026 NIAITE (Neat Packaging)

Questions buyers ask first

Which snacks and dried foods fit these formats?

Chips, nuts, bars, dried fruit, granola, confectionery and portion packs, plus dry goods such as grains and cereals. The format is chosen around the product, fill weight, filling line and shelf display.

Pouches or roll stock?

Pillow bags from roll stock suit high-speed lines, stand-up pouches give stronger shelf presence and flat pouches work well for portion packs. The choice affects filling speed, retail display and shipping density.

What is the MOQ for snack pouches?

Digital starting points for stand-up, flat-bottom and 3-side seal pouches are on the MOQ page (p. 07). Roll stock is project-specific and set by web width, repeat length, material, print method and SKU count.

Who produces the bags?

Our own factory makes every format in this guide. When a project needs a structure or process outside that range, trusted partner factories step in, and the same team manages your order.

Do snacks need nitrogen flushing?

Nitrogen flush or MAP (modified atmosphere packaging) can support shelf-life targets for chips and fried snacks when the filled product and distribution path are validated. Confirm the line supports gas flush and the film can hold it.

Digital or gravure printing?

Gravure suits long runs with photographic quality; digital printing suits shorter runs and seasonal variants. Metallized films change how colors look, so color is approved on the actual substrate.

What documentation can be reviewed?

Material declarations, food-contact documentation when applicable, artwork proof, sample approval notes and QC checklists are agreed per project for the selected structure.

START A PROJECT

Tell us what you're packing and how it's sold. We'll recommend the format, structure and print route.

Already have a spec? **Send it via our quote form**.

EMAIL susan@neat-packaging.com

WEBSITE neat-packaging.com/products/snack-packaging

WHATSAPP Chat link on the website

FOLLOW LinkedIn YouTube Facebook Instagram TikTok

Scan to open the snack and dried food page

NIAITE (Neat Packaging). This brochure is a general guide. Specifications, MOQ, documentation scope and availability are confirmed per project in a written quotation. Product images are representative.

© 2026 NIAITE (Neat Packaging)