PET FOOD

Pet food bags specified around fill weight, fat and handling

Bags and pouches for dry kibble, treats, dental chews and pet supplements, with barrier, puncture resistance, resealable zippers and carry handles reviewed for each pack.

Quad seal | Flat-bottom | Side-gusset | Stand-up | Vacuum

Custom pouches, bags and roll stock film for food, beverage, pet and personal-care brands, made in our own factory. Trusted partner factories cover structures and processes outside our range, so you keep one supplier and one team from brief to delivery.



neat-packaging.com/products/pet-food-packaging

susan@neat-packaging.com

© 2026 NIAITE (Neat Packaging)

What pet food asks of a bag

The heavier and fattier the product, the more the structure has to handle puncture, aroma and grease rather than just look good on shelf.

01

Fat, grease and aroma

Kibble with added fats and flavor coatings releases strong odors that can permeate standard laminates, and the outer pack can absorb them. Mixed fat levels can also oxidize differently from dry goods.

WHAT WE REVIEW

A barrier target based on the actual fat content and coating type.

02

Heavy fills and puncture

Kibble edges create puncture stress during stacking and shipping. A structure that works for a small pack may develop pinholes or split seams in a large-format bag.

WHAT WE REVIEW

Puncture and drop requirements from the real fill weight, not the format's standard rating.

03

Carry handles and large formats

Heavier packs are often specified as a large-format bag with a side gusset and carry handle, with reinforced bottom gussets and side seals reviewed for the stacking route.

WHAT WE REVIEW

Handle, gusset and seal strength, reviewed together at the target fill weight.

04

Zippers used every day

Pet owners open and reseal bags daily for weeks. Weak zipper tracks can lose grip after repeated use, which forces clips and leaves a poor brand impression.

WHAT WE REVIEW

Zipper durability targets per project, checked on filled samples.

Helpful for a first answer

If you already have specifications, include them. If not, we'll recommend them based on our past projects and industry standards.

1. Pet food type and fill weight
2. Target bag format
3. Order quantity and destination market
4. Filling method
5. Artwork status
6. Documentation and sample needs

© 2026 NIAITE (Neat Packaging)

Recommended formats

These 5 formats cover most pet food projects. Sizes are set from your fill weight, product density and filling line.



Quad seal pouches

Dry kibble bags with a resealable zipper and reinforced gussets, reviewed for filling-line fit.

ADD-ONS Reclosable zipper, Tear notch

MOQ **Project-specific MOQ** · Confirm after structure review

neat-packaging.com/products/quad-seal-pouch



Flat-bottom / box pouches

Dry kibble and treat packs that need an upright shelf face and a resealable zipper.

ADD-ONS Reclosable zipper, Clear window

DIGITAL MOQ **1,000 pouches per order** · 1,000 per design

neat-packaging.com/products/flat-bottom-pouch



Side-gusset bags

Large-format kibble bags with a carry handle, reviewed for puncture, drop and stacking.

ADD-ONS Reclosable zipper, Die-cut handle

DIGITAL MOQ **500 pouches per order** · 100 per design

neat-packaging.com/products/side-gusset-bag

© 2026 NIAITE (Neat Packaging)



Stand-up pouches

Treats, dental chews, pet supplements and dry kibble, with zipper, window and label panel options.

ADD-ONS Reclosable zipper, Tear notch, Hang hole, Clear window, Die-cut handle

STARTING SIZES **1 kg (2.2 lb)** 180 × 260 mm (7.1 × 10.2 in) + 90 mm (3.5 in) bottom gusset · **5 kg (11 lb)** 280 × 400 mm (11 × 15.7 in) + 120 mm (4.7 in) bottom gusset Typical starting points; final size confirmed by sample.

DIGITAL MOQ **1,000 pouches per order** · 100 per design

neat-packaging.com/products/stand-up-pouch



Vacuum pouches

Pet food portions, treat packs and smaller vacuum packs, reviewed for grease resistance, oxygen barrier and seal strength.

MOQ **Project-specific MOQ** · Confirm after structure review

neat-packaging.com/products/vacuum-pouches

NOT SURE WHICH FORMAT FITS?

Tell us what you're packing and how it's sold. We'll recommend a format.

Share a rough fill weight or a sample and we'll work out the size. Already have a spec? Send it and we'll quote to it.

FORMATS IN THIS GUIDE

Quad seal · Flat-bottom · Side-gusset · Stand-up · Vacuum

© 2026 NIAITE (Neat Packaging)

Materials and barrier

A pouch is a laminate: an outer print layer, a barrier layer where the product needs one, and a sealant layer that touches the product. The structure is chosen for the product, its shelf life and the filling line.



Outer print layer
PET, BOPP or kraft paper carries the print and finish.

Barrier layer
Metallized PET, aluminum foil or nylon, chosen for oxygen, moisture, light or puncture.

Sealant layer
PE or CPP forms the seals; RCPP for retort processing.

Standard barrier
Dry goods with modest shelf-life needs

Medium barrier
Aroma- and moisture-sensitive dry goods

High barrier
Products sensitive to oxygen, light or moisture, and heat-processed packs

STRUCTURE	BARRIER	BEST FOR	NOTES
PET / PE	Standard	Basic pet food pouch structure	Clear print quality and reliable heat sealing are the main inputs.
PET / VMPET / PE	Medium	Metallized structure for aroma barrier planning	Metallized layer for moisture, aroma and oxygen barrier review.
PET / AL / PE	High	High-barrier laminate for moisture-sensitive treats	Foil layers are not microwaveable and block in-line metal detection.
PET / NY / PE	Medium	Puncture resistance where kibble edges or hard chews need it	Nylon layer adds puncture and drop resistance.
Kraft / AL / PE	High	Paper-look outer layer with a barrier structure	Natural kraft look with a foil barrier lining.
Mono PE	Standard	PE-based structure reviewed where barrier targets allow	PE-based option where accepted by local recycling streams.

Barrier tiers are qualitative. OTR and WVTR (oxygen and water-vapor transmission rate) values depend on the final structure and thickness and are confirmed per project.

© 2026 NIAITE (Neat Packaging)

Add-ons and finishes

Features are matched to the format, the product and how the pack is opened, reclosed and displayed. Each is confirmed on the proof before production.

Reclosable zipper

Press-to-close, slider or front zipper, matched to the product and how the pack is reopened.

ON Quad seal, Flat-bottom, Side-gusset, Stand-up

Die-cut handle

Carry handle for larger packs.

ON Side-gusset, Stand-up

Tear notch

Standard, V-type or dot notch placed where the user holds and opens the pack.

ON Quad seal, Stand-up

Hang hole

Euro hole or round hole for peg display.

ON Stand-up

Clear window

Shows product color, texture or fill level; placement is reviewed against barrier needs.

ON Flat-bottom, Stand-up

FINISHES BUYERS IN THIS CATEGORY ASK FOR



Matte

Low-glare, understated look that keeps small text easy to read.



Gloss

Bright, saturated color with strong shelf contrast.



Kraft paper look

Natural paper outer layer with a barrier lining inside.

ARTWORK AND PROOFING

We supply the dieline for the agreed size and check your artwork against it before issuing a proof. Brand colors, white ink and finish are confirmed on the proof.

© 2026 NIAITE (Neat Packaging)

Start where your volume is

Minimum order quantities vary by pouch style, size, material structure, printing method and the number of artworks. The figures below are practical starting points rather than universal minimums. Final eligibility is confirmed after we review your pouch specification and artwork.

DIGITAL

Side-gusset bags

500 pouches per order

100 per design

DIGITAL

Stand-up pouches

1,000 pouches per order

100 per design

DIGITAL

Flat-bottom / box pouches

1,000 pouches per order

1,000 per design

GRAVURE

Formats with a digital MOQ

5,000 pouches per design

Printing plates quoted separately

Per order
The smallest total quantity for one order of that format.

Per design
The smallest quantity for each artwork within the order.

Project-specific
Set after the structure, size and add-ons are reviewed.

GRAVURE PRINTING, IN FULL

Gravure printing: 5,000 pouches per design for most pouch formats. Specialty formats (such as spout, retort and shaped pouches, and roll stock) are project-specific. Unit price includes machine setup and printing proofs; printing plates are quoted separately. Multiple designs may be gang-printed when size, material and schedule allow; confirmed per project.

Formats marked Project-specific MOQ stay project-specific for gravure as well.

SPECIALTY FORMATS AND FILM

Quad seal pouches · Vacuum pouches

Project-specific MOQ
Confirm after structure review

Setup and proofing costs may apply, especially for low-volume or multi-design orders. Every figure applies to the pouch format it is listed with, not to a whole category. Full MOQ guide: **neat-packaging.com/landing/low-moq-custom-pouches**

© 2026 NIAITE (Neat Packaging)

From brief to delivery

Eight steps with clear approval points. Nothing moves to volume until you have signed off the specification and artwork.

01 **Brief**
Tell us what you're packing and how it's sold. Fill weight, quantity, number of designs or a reference pack help if you have them.
Send what you have

02 **Quote**
We recommend the format, structure, print route and add-ons, and quote by quantity tier.
Confirm the specification

03 **Proof**
We place your artwork on the dieline; a proof confirms layout, text, colors and finish.
Approve the proof

04 **Sample**
Where the project needs it, a sample confirms size, fill and closure before volume. The route and any costs are confirmed first.
Check fit and fill

05 **Approval**
Final specification, artwork, quantity and trade term are confirmed in writing.
Sign off the order

06 **Production**
Printing, lamination and converting at the factory running your job.


Printing


Slitting


Bag making


Trimming

ON OUR PRODUCTION FLOOR

Track progress

07 **QC**
Checks follow the QC scope agreed for the project, for example print, dimensions, seals and add-ons.
Review the agreed checks

08 **Shipping**
Packed and shipped by sea, air or express on the agreed trade term, such as FOB, CIF or DDP where available.
Receive and inspect

Timelines depend on format, print route, quantity, approvals and shipping method, and are confirmed with each quotation.

© 2026 NIAITE (Neat Packaging)

Documentation and QC scope, agreed per project

We agree the documentation and QC scope with you before the order. It depends on your product, the material structure, the target market and the factory running your job.

DOCUMENTS YOU CAN REQUEST

Specification sheet
Format, size, material structure, thickness and add-ons as approved.

Material declarations
Food-contact declarations from material suppliers for the target market.

Migration test reports
Third-party lab reports where the market or product requires them.

QC checklist
The checkpoints, sampling level and acceptance sign-off agreed for the order.

Pre-shipment photos
Packed goods, labels and carton marks before dispatch.

Shipping documents
Commercial and transport documents for the agreed trade term.

Availability depends on the structure, the factory running your job and the target market, and is confirmed before the order.

TYPICAL QC CHECKPOINTS, SELECTED PER PROJECT

- ✓ Incoming material review
- ✓ Seal and package-integrity checks
- ✓ Packing, labels and quantities
- ✓ Printing and lamination checks
- ✓ Finished-pouch inspection
- ✓ Pre-shipment review

TESTS IN OUR OWN FACTORY

Permeation · Fold-crack · Formula-film compatibility

Run when the project calls for them; the test scope is agreed per project. Results describe the tested sample and imply no certification.

CLAIMS ON YOUR PACK

Food-contact, recyclable and compostable wording on your pack is reviewed against the documents available for the final structure and target market. This brochure carries no certification marks.

© 2026 NIAITE (Neat Packaging)

Questions buyers ask first

Which bags suit dry pet food?

Dry kibble is most often packed in quad seal or flat-bottom bags with a resealable zipper. Heavier packs use a large-format bag with a side gusset and carry handle; smaller treat packs usually use stand-up or flat-bottom pouches.

Which material structure suits kibble and treats?

PET/VMPET/PE is a common metallized option for aroma barrier, PET/AL/PE suits moisture-sensitive treats and PET/NY/PE adds puncture resistance. The choice depends on fat content, pack size, shelf-life target and storage route.

Are pet food bags recyclable?

It depends on the structure and the market. Mixed laminates such as PET/AL/PE are difficult for many recycling systems; PE-based mono-material structures are reviewed where barrier targets allow and local recovery routes accept them.

What about wet food, toppers and broths?

Wet food that is heat-processed in the pack needs a retort pouch with a structure and sealant chosen for the actual process, and pourable toppers and broths usually need a spout pouch rather than a zipper bag. Both formats are covered in our full flexible packaging brochure.

What is the MOQ for custom pet food bags?

It depends on format, size, structure, zipper and handle options, printing method and artwork count. Digital starting points by format are on the MOQ page (p. 07); setup and proofing costs may apply.

What documentation can be reviewed?

Material declarations, food-contact documentation, migration testing and third-party testing can be reviewed by product contents, selected structure, target market and test scope.

Who produces the bags?

Our own factory makes every format in this guide. When a project needs a structure or process outside that range, trusted partner factories step in, and the same team manages your order.

START A PROJECT

Tell us what you're packing and how it's sold. We'll recommend the format, structure and print route.

Already have a spec? **Send it via our quote form**.

EMAIL susan@neat-packaging.com

WEBSITE neat-packaging.com/products/pet-food-packaging

WHATSAPP Chat link on the website

FOLLOW LinkedIn YouTube Facebook Instagram TikTok

Scan to open the pet food page

NIAITE (Neat Packaging). This brochure is a general guide. Specifications, MOQ, documentation scope and availability are confirmed per project in a written quotation. Product images are representative.

© 2026 NIAITE (Neat Packaging)