COFFEE

Coffee bags specified around roast, grind and valve

High-barrier coffee bags with a one-way degassing valve, zipper or tin tie, in flat-bottom, side-gusset, stand-up and quad seal formats for whole bean and ground coffee.

Flat-bottom | Side-gusset | Stand-up | Quad seal | Kraft paper | Fin seal

Custom pouches, bags and roll stock film for food, beverage, pet and personal-care brands, made in our own factory. Trusted partner factories cover structures and processes outside our range, so you keep one supplier and one team from brief to delivery.



© 2026 NIAITE (Neat Packaging)
susan@neat-packaging.com

What coffee asks of a bag

Oxygen, moisture, light and heat all degrade roasted coffee. These four decisions most often decide whether a coffee bag works on shelf and in the cupboard.

01

CO_2 release after roasting

Freshly roasted coffee keeps releasing carbon dioxide after it is sealed. A one-way degassing valve lets the gas escape while limiting oxygen coming back in, so the bag does not bloat.

WHAT WE REVIEW

Valve type and placement, reviewed against roast profile and filling schedule.

02

Oxidation and barrier grade

A standard PET/PE laminate chosen for whole bean coffee can increase oxidation risk. Foil and metallized structures give a stronger oxygen, moisture, light and aroma barrier.

WHAT WE REVIEW

A barrier target set from the shelf-life plan, not the budget alone.

03

Whole bean or ground

Ground coffee has more surface area and oxidizes faster than whole beans, so it usually needs tighter oxygen control and often nitrogen flushing or vacuum before sealing.

WHAT WE REVIEW

Barrier and closure matched to the grind and to how your line seals: nitrogen flush, vacuum or direct heat seal.

04

Valve position and the filling line

VFFS machines need the valve in specific zones to avoid jaw interference. A valve placed without checking the line layout can jam the pouch during production.

WHAT WE REVIEW

Valve and zipper positions, fixed before the dieline and artwork are final.

Helpful for a first answer

If you already have specifications, include them. If not, we'll recommend them based on our past projects and industry standards.

1. Roast type and product form
2. Fill weight and bag format
3. Valve and closure needs
4. Artwork status and SKU count
5. Target market and order volume
6. Sample or proof needs

© 2026 NIAITE (Neat Packaging)

Recommended formats

These 6 formats cover most coffee projects. Sizes are set from your fill weight, product density and filling line.



Flat-bottom / box pouches

Retail whole bean or ground coffee and larger roastery packs that want a stable, box-like shelf face; front zipper below the brand panel.

ADD-ONS Reclosable zipper, One-way degassing valve, Tin tie, Clear window

DIGITAL MOQ **1,000 pouches per order** · 1,000 per design

neat-packaging.com/products/flat-bottom-pouch



Side-gusset bags

The traditional coffee bag profile for retail and bulk packs, closed with a tin tie or a heat-sealed top.

ADD-ONS Tin tie, One-way degassing valve, Reclosable zipper

DIGITAL MOQ **500 pouches per order** · 100 per design

neat-packaging.com/products/side-gusset-bag



Stand-up pouches

Smaller retail packs of whole bean or ground coffee with a press-to-close zipper.

ADD-ONS Reclosable zipper, Tear notch, Hang hole, Clear window, One-way degassing valve

STARTING SIZES **250 g (8.8 oz)** 120 × 200 mm (4.7 × 7.9 in) + 80 mm (3.1 in) bottom gusset · **500 g (1.1 lb)** 140 × 240 mm (5.5 × 9.4 in) + 90 mm (3.5 in) bottom gusset · **1 kg (2.2 lb)** 180 × 280 mm (7.1 × 11 in) + 100 mm (3.9 in) bottom gusset Typical starting points; final size confirmed by sample.

DIGITAL MOQ **1,000 pouches per order** · 100 per design

neat-packaging.com/products/stand-up-pouch

© 2026 NIAITE (Neat Packaging)



Quad seal pouches

Retail and bulk packs that need a squared shape, including larger roastery bags; four corner seals hold the shape.

ADD-ONS Reclosable zipper, One-way degassing valve, Tin tie, Tear notch

MOQ **Project-specific MOQ** · Confirm after structure review

neat-packaging.com/products/quad-seal-pouch



Kraft paper pouches

Specialty roasts that want a natural paper look, with valve placement and a foil or metallized lining compared by roast profile and shelf-life target.

ADD-ONS Reclosable zipper, One-way degassing valve, Clear window, Tear notch

MOQ **Project-specific MOQ** · Confirm after structure review

neat-packaging.com/products/kraft-paper-pouch



Fin seal pouches

Instant or freeze-dried coffee in single-serve sticks or pillow packs with an easy-tear opening, formed from roll stock on the packing line.

ADD-ONS Tear notch

MOQ **Project-specific MOQ** · Confirm after structure review

neat-packaging.com/products/fin-seal-pouch

© 2026 NIAITE (Neat Packaging)

Materials and barrier

A pouch is a laminate: an outer print layer, a barrier layer where the product needs one, and a sealant layer that touches the product. The structure is chosen for the product, its shelf life and the filling line.



Outer print layer
PET, BOPP or kraft paper carries the print and finish.

Barrier layer
Metallized PET, aluminum foil or nylon, chosen for oxygen, moisture, light or puncture.

Sealant layer
PE or CPP forms the seals; RCPP for retort processing.

Standard barrier
Dry goods with modest shelf-life needs

Medium barrier
Aroma- and moisture-sensitive dry goods

High barrier
Products sensitive to oxygen, light or moisture, and heat-processed packs

STRUCTURE	BARRIER	BEST FOR	NOTES
PET / PE	Standard	Light-duty coffee samples or short-cycle retail packs	Clear print quality and reliable heat sealing are the main inputs.
PET / VMPET / PE	Medium	Metallized barrier for whole bean or ground coffee	Metallized layer for moisture, aroma and oxygen barrier review.
PET / AL / PE	High	Stronger oxygen, moisture and aroma barrier targets; common for ground coffee	Foil layers are not microwaveable and block in-line metal detection.
Kraft / AL / PE	High	Kraft paper appearance with a barrier lining for specialty roasters	Natural kraft look with a foil barrier lining.
PET / NY / PE	Medium	Heavier fill weights or bulk coffee packs needing extra handling strength	Nylon layer adds puncture and drop resistance.
Mono PE	Standard	PE-based structure reviewed for local recycling stream compatibility	PE-based option where accepted by local recycling streams.

Barrier tiers are qualitative. OTR and WVTR (oxygen and water-vapor transmission rate) values depend on the final structure and thickness and are confirmed per project.

© 2026 NIAITE (Neat Packaging)

Add-ons and finishes

Features are matched to the format, the product and how the pack is opened, reclosed and displayed. Each is confirmed on the proof before production.

One-way degassing valve

For freshly roasted coffee that releases CO_2; valve position is checked against the filling line.

ON Flat-bottom, Side-gusset, Stand-up, Quad seal, Kraft paper

Reclosable zipper

Press-to-close, slider or front zipper, matched to the product and how the pack is reopened.

ON Flat-bottom, Side-gusset, Stand-up, Quad seal, Kraft paper

Tin tie

Lets consumers roll down and reclose coffee or snack bags after opening.

ON Flat-bottom, Side-gusset, Quad seal

Tear notch

Standard, V-type or dot notch placed where the user holds and opens the pack.

ON Stand-up, Quad seal, Kraft paper, Fin seal

Hang hole

Euro hole or round hole for peg display.

ON Stand-up

Clear window

Shows product color, texture or fill level; placement is reviewed against barrier needs.

ON Flat-bottom, Stand-up, Kraft paper

FINISHES BUYERS IN THIS CATEGORY ASK FOR

Matte

Low-glare, understated look that keeps small text easy to read.

Soft-touch

Velvety hand feel.

Spot matte / spot gloss

Spot UV varnish that contrasts logos or key graphics with the base finish.

Kraft paper look

Natural paper outer layer with a barrier lining inside.



FINISH IN FOCUS

Soft-touch

A soft-touch coating gives the pack a matte, velvety hand feel with low glare. Coffee, personal care and cosmetics brands often choose it for packs that shoppers pick up and handle. Color and feel are confirmed on the proof.

Center: soft-touch. Sides: kraft-look and satin metallic.

ARTWORK AND PROOFING

We supply the dieline for the agreed size and check your artwork against it before issuing a proof. Brand colors, white ink and finish are confirmed on the proof.

© 2026 NIAITE (Neat Packaging)

Start where your volume is

Minimum order quantities vary by pouch style, size, material structure, printing method and the number of artworks. The figures below are practical starting points rather than universal minimums. Final eligibility is confirmed after we review your pouch specification and artwork.

DIGITAL

Side-gusset bags

500 pouches per order

100 per design

DIGITAL

Stand-up pouches

1,000 pouches per order

100 per design

DIGITAL

Flat-bottom / box pouches

1,000 pouches per order

1,000 per design

GRAVURE

Formats with a digital MOQ

5,000 pouches per design

Printing plates quoted separately

Per order
The smallest total quantity for one order of that format.

Per design
The smallest quantity for each artwork within the order.

Project-specific
Set after the structure, size and add-ons are reviewed.

GRAVURE PRINTING, IN FULL

Gravure printing: 5,000 pouches per design for most pouch formats. Specialty formats (such as spout, retort and shaped pouches, and roll stock) are project-specific. Unit price includes machine setup and printing proofs; printing plates are quoted separately. Multiple designs may be gang-printed when size, material and schedule allow; confirmed per project.

Formats marked Project-specific MOQ stay project-specific for gravure as well.

SPECIALTY FORMATS AND FILM

Quad seal pouches · Kraft paper pouches · Fin seal pouches

Project-specific MOQ
Confirm after structure review

Setup and proofing costs may apply, especially for low-volume or multi-design orders. Every figure applies to the pouch format it is listed with, not to a whole category. Full MOQ guide: **neat-packaging.com/landing/low-moq-custom-pouches**

© 2026 NIAITE (Neat Packaging)

From brief to delivery

Eight steps with clear approval points. Nothing moves to volume until you have signed off the specification and artwork.

01 **Brief**
Tell us what you're packing and how it's sold. Fill weight, quantity, number of designs or a reference pack help if you have them.
Send what you have

02 **Quote**
We recommend the format, structure, print route and add-ons, and quote by quantity tier.
Confirm the specification

03 **Proof**
We place your artwork on the dieline; a proof confirms layout, text, colors and finish.
Approve the proof

04 **Sample**
Where the project needs it, a sample confirms size, fill and closure before volume. The route and any costs are confirmed first.
Check fit and fill

05 **Approval**
Final specification, artwork, quantity and trade term are confirmed in writing.
Sign off the order

06 **Production**
Printing, lamination and converting at the factory running your job.


Printing


Slitting


Bag making


Trimming

ON OUR PRODUCTION FLOOR

Track progress

07 **QC**
Checks follow the QC scope agreed for the project, for example print, dimensions, seals and add-ons.
Review the agreed checks

08 **Shipping**
Packed and shipped by sea, air or express on the agreed trade term, such as FOB, CIF or DDP where available.
Receive and inspect

Timelines depend on format, print route, quantity, approvals and shipping method, and are confirmed with each quotation.

© 2026 NIAITE (Neat Packaging)

Documentation and QC scope, agreed per project

We agree the documentation and QC scope with you before the order. It depends on your product, the material structure, the target market and the factory running your job.

DOCUMENTS YOU CAN REQUEST

Specification sheet
Format, size, material structure, thickness and add-ons as approved.

Material declarations
Food-contact declarations from material suppliers for the target market.

Migration test reports
Third-party lab reports where the market or product requires them.

QC checklist
The checkpoints, sampling level and acceptance sign-off agreed for the order.

Pre-shipment photos
Packed goods, labels and carton marks before dispatch.

Shipping documents
Commercial and transport documents for the agreed trade term.

Availability depends on the structure, the factory running your job and the target market, and is confirmed before the order.

TYPICAL QC CHECKPOINTS, SELECTED PER PROJECT

- ✓ Incoming material review
- ✓ Seal and package-integrity checks
- ✓ Packing, labels and quantities
- ✓ Printing and lamination checks
- ✓ Finished-pouch inspection
- ✓ Pre-shipment review

TESTS IN OUR OWN FACTORY

Permeation · Fold-crack · Formula-film compatibility

Run when the project calls for them; the test scope is agreed per project. Results describe the tested sample and imply no certification.

CLAIMS ON YOUR PACK

Food-contact, recyclable and compostable wording on your pack is reviewed against the documents available for the final structure and target market. This brochure carries no certification marks.

© 2026 NIAITE (Neat Packaging)

Questions buyers ask first

What does the valve on a coffee bag do?

It lets CO_2 released by freshly roasted coffee escape, which helps keep the bag from bloating, while limiting oxygen ingress. Valve type and placement are reviewed against roast profile, grind and filling schedule.

Do coffee bags need a zipper?

Consumer packs that are opened and closed repeatedly usually take a zipper or tin tie. Valve and zipper positions change the dieline, so they are fixed before artwork is finalized.

Can coffee bags be recyclable or compostable?

Recyclable-ready PE structures can be reviewed where the local recovery stream, barrier target and shelf life support them. A compostable claim is harder: the valve, zipper and label have to meet the same standard as the film, so we go through it with you before recommending a structure.

Who produces the bags?

Our own factory makes every format in this guide. When a project needs a structure or process outside that range, trusted partner factories step in, and the same team manages your order.

Which structure suits whole bean or ground coffee?

PET/AL/PE for the highest barrier, PET/VMPET/PE for moderate barrier targets, and a kraft outer with a barrier lining for a paper look. The choice depends on roast, grind, filling process, shelf life and target market.

What is the MOQ for custom coffee bags?

It depends on format, size, printing method, structure, finishing and the number of designs; each design is counted separately. Digital starting points by format are on the MOQ page (p. 07).

What food-contact documentation is available?

It depends on the film, sealant, valve, zipper, packed product and destination market. Supplier declarations, migration testing and third-party testing support are reviewed by project scope.

START A PROJECT

Tell us what you're packing and how it's sold. We'll recommend the format, structure and print route.

Already have a spec? **Send it via our quote form**.

EMAIL **susan@neat-packaging.com**

WEBSITE **neat-packaging.com/products/coffee-bag**

WHATSAPP Chat link on the website

FOLLOW **LinkedIn** **YouTube** **Facebook** **Instagram** **TikTok**

Scan to open the coffee page

NIAITE (Neat Packaging). This brochure is a general guide. Specifications, MOQ, documentation scope and availability are confirmed per project in a written quotation. Product images are representative.

© 2026 NIAITE (Neat Packaging)